

A
Woman's Way
Through
the
Twelve Steps



FACILITATOR GUIDE

Updated and Expanded Version

Stephanie S. Covington, PhD, LCSW

Hazelden Publishing
Center City, Minnesota 55012
hazelden.org/bookstore

© 2009, 2024 by Stephanie S. Covington

All rights reserved. First edition published 2009. Updated and expanded edition published 2024.

Printed in the United States of America

No part of this publication, either print or electronic, may be reproduced in any form or by any means without the express written permission of the publisher. Failure to comply with these terms may expose you to legal action and damages for copyright infringement.

ISBN: 978-1-63634-074-6

Editor's Notes:

For the sake of convenience, the word *facilitator* refers to any practitioner—counselors, clinicians, therapists, peer mentors, sponsors, or other group leaders—who uses this guide as part of the *A Woman's Way through the Twelve Steps* program.

For this guide, the term *girls** will refer to groups of teenage girls, young women, and gender-expansive youth aged 13–18.

The excerpt on page 167 is from *The Feminine Face of God* by Patricia Hopkins and Sherry Anderson, copyright © 1991 by Patricia Hopkins and Sherry Anderson. Used by permission of Bantam Books, a division of Random House, Inc.

The *Spiral of Addiction and Recovery* illustration on page XX and the *Self-Soothing Chart* used in session 12 are adapted from *Helping Women Recover*. Copyright 1999, revised 2008 and 2019 by S. Covington. This material is used by permission of John Wiley & Sons, Inc.

Some names, details, and circumstances have been changed to protect the privacy of those mentioned in this publication.

This publication is not intended as a substitute for the advice of health care professionals. Readers should be aware that websites listed in this work may have changed or disappeared between when this work was written and when it is read.

The Twelve Steps are reprinted from Alcoholics Anonymous, 4th ed. (New York: Alcoholics Anonymous World Services, 2001), 59–60. Alcoholics Anonymous, AA, and the Big Book are registered trademarks of Alcoholics Anonymous World Services, Inc. The views and interpretations herein are those of the author and are neither endorsed nor approved by AA or any Twelve Step organization.

Cover design: Sara Streifel, Think Creative Design
Typesetting: Trina Christensen, TLC DesignWorx
Developmental editor: Susan Rose
Production editor: Betty Christiansen



Contents

Program Components	xvii
Preface	xix
Acknowledgments	xxi

PROGRAM OVERVIEW

Introduction to <i>A Woman's Way through the Twelve Steps</i>	1
Who Can Use <i>A Woman's Way through the Twelve Steps</i> ?	1
Are the Twelve Steps Evidence-Based?	2
Is <i>A Woman's Way through the Twelve Steps Evidence-Based</i> ?	2
Is <i>A Woman's Way through the Twelve Steps Compatible</i> with Traditional Twelve Step Recovery Groups?	3

HOW TO USE THIS FACILITATOR GUIDE

How Are the Sessions Structured?	5
How Is This Facilitator Guide Structured?	6
Must Group Participants Be Actively Involved in Twelve Step Meetings?	6
How Is <i>A Woman's Way through the Twelve Steps:</i> <i>Program DVD</i> Used as Part of This Program?	7
Conducting the Sessions	8
Required Materials and Preparation for Each Session	9
How to Set Up a Room	10
Adapting the Sessions for Use with Girls*	10



BACKGROUND INFORMATION

A New Understanding of Gender and Addiction 13

Principles of Recovery Programs for Women 14

The Evolution of Twelve Step Programs 16

A Woman's Way through the Twelve Steps and Twelve Step Programs 18

Four Important Issues: Self, Relationships, Sexuality, and Spirituality 18

Discovering One's Values 19




The Spiral of Addiction and Recovery 19



The Sessions

OPENING SESSION

Beginning A Woman’s Way through the Twelve Steps

Opening Session: Overview and Lists of Materials Needed	22
Welcome	23
Introductions	24
Brief Talk: Introduction to the Program	24
Self-Soothing Exercise: The Five Senses 	27
Group Agreements	28
Activity: Collage of the Balance Scales 	29
Between-Sessions Activities	31
Activity: First Thing in the Morning 	31
Closing	32
Optional Activity: Celebrate Your Growth	33
Adapting the Session for Use with Girls*	33

SESSION 1: STEP ONE

We admitted we were powerless over alcohol— that our lives had become unmanageable.

Session 1: Overview and Lists of Materials Needed	34
Opening	35
Activity: What Is Beginning to Blossom in You?	35
Review of Between-Sessions Activities from Last Session	36
Brief Talk: Introduction to Step One	36
Discussion: Awareness of Addiction	37
Brief Talk: Powerlessness and Unmanageability	38



Brief Talk: The Spiral of Addiction and Recovery	39
Activity: Constructing Your Own Downward Spiral	40
Self-Soothing Exercise: Listen for a New Voice	41
Between-Sessions Activities	43
Closing	44
Adapting the Session for Use with Girls*	44

SESSION 2: STEP TWO

Came to believe that a Power greater than ourselves could restore us to sanity.

Session 2: Overview and Lists of Materials Needed	46
Opening	47
Activity: Sharing Gratitude	47
Review of Between-Sessions Activities from Last Session	48
Brief Talk: A Power Greater Than Ourselves	48
Discussion: Trust	48
Brief Talk: Visualizing a Higher Power	49
Activity: The Power of Support	50
Optional Activity: Trust Walk	52
Brief Talk: Sanity	53
Activity: Collage on Sanity	54
Optional Activity: Drawing Sanity	55
Between-Sessions Activities	55
Closing	56
Adapting the Session for Use with Girls*	56

SESSION 3: STEP THREE

Made a decision to turn our will and our lives over to the care of God *as we understood Him.*

Session 3: Overview and Lists of Materials Needed	58
Opening	59
Activity: Sharing Gratitude	59



Review of Between-Sessions Activities from Last Session	59
Brief Talk: Introduction to Step Three	60
Activity: Letting Go	61
Brief Talk: What Is “Will”?	62
Activity: Observer Self	63
Brief Talk: The Wording of Step Three	65
Activity: Worry Stones	66
Activity: ORID	67
Between-Sessions Activities	69
Closing	70
Adapting the Session for Use with Girls*	70

SESSION 4: STEP FOUR

Made a searching and fearless moral inventory of ourselves.

Session 4: Overview and Lists of Materials Needed	72
Opening	73
Activity: Sharing Gratitude	73
Review of Between-Sessions Activities from Last Session	74
Brief Talk: Introduction to Step Four	74
Discussion: What Is a “Searching and Fearless Moral Inventory”?	76
Brief Talk: Our Inner and Outer Selves	76
Activity: Constructing an Upward Spiral	76
Between-Sessions Activities	78
Closing	79
Adapting the Session for Use with Girls*	97

SESSION 5: STEP FIVE

Admitted to God, to ourselves, and to another human being the exact nature of our wrongs.

Session 5: Overview and Lists of Materials Needed	82
Opening	83



Activity: Sharing Gratitude	83
Review of Between-Sessions Activities from Last Session	84
Brief Talk: The Whole Truth and Nothing but the Truth	84
Discussion: The Idea of Sharing Our Inventories	85
Brief Talk: What We Gain from Step Five	85
Activity: Secrets	86
Activity: Admitting to Ourselves	88
Self-Soothing Exercise: Developing a Loving Voice	88
Between-Sessions Activities	90
Closing	90
Adapting the Session for Use with Girls*	91

SESSION 6: STEP SIX

Were entirely ready to have God remove all these defects of character.

Session 6: Overview and Lists of Materials Needed	92
Opening	93
Activity: Sharing Gratitude	93
Review of Between-Sessions Activities from Last Session	94
Brief Talk: What Is Readiness?	94
Activity: The Possibility of Change	94
Brief Talk: Awareness before Action	95
Activity: Readiness	96
Activity: Planting Seeds	97
Activity: Exploring Values	98
Between-Sessions Activities	99
Closing	99
Adapting the Session for Use with Girls*	100



SESSION 7: STEP SEVEN

Humbly asked Him to remove our shortcomings.

Session 7: Overview and Lists of Materials Needed 102

Opening 103

Activity: Sharing Gratitude 103

Review of Between-Sessions Activities from Last Session 103

Activity: Checking the Seed Cups 103

Brief Talk: What Is Humility? 105

Discussion: Humbly Asking Our Higher Power to Remove Our Shortcomings 105

Brief Talk: Our Part in Step Seven 106

Activity: Creating a Surrender Box  107

Between-Sessions Activities 109

Closing: Self-Soothing Exercise: Palms Down, Palms Up 110

Adapting the Session for Use with Girls* 110

SESSION 8: STEP EIGHT

Made a list of all persons we had harmed, and became willing to make amends to them all.

Session 8: Overview and Lists of Materials Needed 112

Opening 113

Activity: Sharing Gratitude 113

Review of Between-Sessions Activities from Last Session 113

Brief Talk: Focusing on Relationships 114

Discussion: “Persons We Had Harmed” 115

Brief Talk: Identifying Persons We Have Harmed and Becoming Willing to Make Amends 115

Discussion: Barriers to Being Willing to Make Amends 116

Activity: Checking the Seed Cups 117

Activity: Visualizing Good Relationships 118

Activity: Making a Joy List 119



Between-Sessions Activities	120
Closing	120
Adapting the Session for Use with Girls*	120

SESSION 9: STEP NINE

Made direct amends to such people wherever possible, except when to do so would injure them or others.

Session 9: Overview and Lists of Materials Needed	122
Opening	123
Activity: Sharing Gratitude	123
Review of Between-Sessions Activities from Last Session	123
Brief Talk: Making Amends—the Action Step	126
Discussion: Thinking It Through	126
Activity: Making Amends to Ourselves	127
Activity: Practicing Making Amends to Others	128
Self-Soothing Exercise: A Peaceful Place	130
Between-Sessions Activities	131
Closing	131
Adapting the Session for Use with Girls*	132

SESSION 10: STEP TEN

Continued to take personal inventory and when we were wrong promptly admitted it.

Session 10: Overview and Lists of Materials Needed	134
Opening	135
Activity: Sharing Gratitude	135
Review of Between-Sessions Activities from Last Session	135
Brief Talk: Continuing to Take a Personal Inventory	136
Discussion: Doing Step Ten	137
Brief Talk: Admitting When We Are Wrong	137
Activity: Transformation Visualization 	138



Activity: Loving Yourself  140

Activity: Positive Affirmations 141

Between-Sessions Activities 142

Closing 142

Adapting the Session for Use with Girls* 143

SESSION 11: STEP ELEVEN

Sought through prayer and meditation to improve our conscious contact with God *as we understood Him*, praying only for knowledge of His will for us and the power to carry that out.

Session 11: Overview and Lists of Materials Needed 144

Opening 145

Activity: Sharing Gratitude 145

Review of Between-Sessions Activities from Last Session 146

Activity: Walking Meditation 146

Discussion: Review of Step Ten 147

Brief Talk: Prayer and Meditation 150

Discussion: Prayer and Meditation 150

Self-Soothing Exercise: Sanctuary Meditation 150

Activity: Support Groups 153

Optional Activity: Celebrate Your Growth 154

Between-Sessions Activities 154

Closing 155


Adapting the Session for Use with Girls* 155

SESSION 12: STEP TWELVE

Having had a spiritual awakening as the result of these steps, we tried to carry this message to alcoholics, and to practice these principles in all our affairs.

Session 12: Overview and Lists of Materials Needed 156



Opening	157
Activity: Sharing Gratitude	157
Review of Between-Sessions Activities from Last Session	158
Brief Talk: The Ongoing Step	158
Discussion: The Elements of Step Twelve	160
Activity: Slogans	161
After-Session Activities	162
Closing Ceremony	163
Closing Activity: What Is Blossoming in You? 	164
Optional Closing Activity: Celebrate Your Growth	165
Optional Closing Rituals	166
Adapting the Session for Use with Girls*	166

APPENDIX

Opening Session: The Five Senses	168
Session 1: The Downward Spiral	169
Session 4: The Upward Spiral	170
Notes	171
About the Author	176