

A  
WOMAN'S  
WAY  
*through*  
THE  
TWELVE  
STEPS

FACILITATOR'S GUIDE



Stephanie S. Covington, Ph.D.

A  
WOMAN'S  
WAY  
*through*  
THE  
TWELVE  
STEPS

FACILITATOR'S GUIDE



A  
WOMAN'S  
WAY  
*through*  
THE  
TWELVE  
STEPS

FACILITATOR'S GUIDE



Stephanie S. Covington, Ph.D.

HAZELDEN



Hazelden  
Center City, Minnesota 55012  
hazelden.org

© 2009 by Stephanie S. Covington, Ph.D.  
All rights reserved. Published 2009  
Printed in the United States of America

No part of this publication may be reproduced, stored in a retrieval system, or transmitted in any form or by any means—electronic, mechanical, photocopying, recording, scanning, or otherwise—without the express written permission of the publisher, except for the reproducible handouts and session overviews, as indicated. Failure to comply with these terms may expose you to legal action and damages for copyright infringement.

ISBN: 978-1-59285-694-7

**Editor's Note:**

For the sake of convenience, the word *facilitator* refers to any practitioner—counselors, clinicians, therapists, peer mentors, sponsors, or other group leaders—who uses this guide as part of the *A Woman's Way through the Twelve Steps* program.

The excerpt on page 167 is from *The Feminine Face of God* by Patricia Hopkins and Sherry Anderson, copyright © 1991 by Patricia Hopkins and Sherry Anderson. Used by permission of Bantam Books, a division of Random House, Inc.

The Spiral of Addiction and Recovery illustration is from *Helping Women Recover: A Program for Treating Addiction*, rev. ed., by Stephanie S. Covington (San Francisco: Jossey-Bass, 2008). © 2008 by Stephanie S. Covington. Reprinted with permission of John Wiley & Sons, Inc.

The names, details, and circumstances may have been changed to protect the privacy of those mentioned in this publication.

This publication is not intended as a substitute for the advice of health care professionals.

Alcoholics Anonymous, AA, and the Big Book are registered trademarks of Alcoholics Anonymous World Services, Inc.

13 12 11 10 09    1 2 3 4 5 6

Cover design by David Spohn  
Interior design and typesetting by David Farr, *ImageSmythe*  
Interior illustrations by David Farr, *ImageSmythe*



# Contents



|                    |      |
|--------------------|------|
| Program Components | xiii |
| Preface            | xv   |
| Acknowledgments    | xvii |

## Program Overview

|  |   |
|--|---|
| Introduction to <i>A Woman's Way through the Twelve Steps</i>  | 1 |
| Who Can Use <i>A Woman's Way through the Twelve Steps</i> ?  | 2 |
| Is <i>A Woman's Way through the Twelve Steps</i> Evidence-Based?   | 2 |
| Is <i>A Woman's Way through the Twelve Steps</i> Compatible<br>with Traditional Twelve Step Recovery Groups? | 3 |

## How to Use This Facilitator's Guide

|  |    |
|--|----|
| How Are the Sessions Structured?   | 5  |
| How Is This Facilitator's Guide Structured?  | 6  |
| Must Group Participants Be Actively Involved in Twelve Step Meetings?                              | 7  |
| How Is <i>A Woman's Way through the Twelve Steps: Program DVD</i> Used<br>as Part of This Program? | 7  |
| Conducting the Sessions  | 8  |
| Required Materials and Preparation for Each Session  | 10 |
| How to Set Up a Room   | 10 |
| Adapting the Sessions for Use with Girls   | 11 |






## Background Information

|   |    |
|---|----|
| A New Understanding of Women and Addiction                              | 13 |
| Principles of Recovery Programs for Women                               | 14 |
| The Evolution of Twelve Step Programs                                   | 17 |
| A Woman's Way and Twelve Step Programs                                  | 18 |
| Four Important Issues: Self, Relationships, Sexuality, and Spirituality | 19 |
| Discovering One's Values  | 19 |
| The Spiral of Addiction and Recovery                                    | 20 |

## *The Sessions*

### Opening Session: Beginning *A Woman's Way through the Twelve Steps*

|   |  |
|---|--|
| Opening Session: Overview and Lists of Materials Needed | 22   |
| Welcome   | 23   |
| Introductions   | 24   |
| Lecturette: Introduction to the Program                 | 24   |
| Self-Soothing Exercise: The Five Senses                 | 27  |
| Group Agreements  | 28   |
| Activity: Collage of the Balance Scales                 | 30  |
| Workbook Assignments                                    | 31   |
| Activity: First Thing in the Morning                    | 31  |
| Closing   | 32   |
| Optional Activity: Celebrate Your Growth                | 33   |
| Adapting the Session for Use with Girls                 | 33   |

### Session 1: Step One

*We admitted we were powerless over alcohol—  
that our lives had become unmanageable.*

|   |    |
|---|----|
| Session 1: Overview and Lists of Materials Needed | 36 |
| Opening   | 37 |
| Activity: What Is Beginning to Blossom in You?    | 37 |
| Review of Homework from Last Session              | 38 |
| Lecturette: Introduction to Step One              | 38 |
| Discussion: Awareness of Addiction                | 39 |



Lecturette: Powerlessness and Unmanageability 40  
Lecturette: The Spiral of Addiction and Recovery 41  
Activity: Constructing Your Own Downward Spiral 42  
Self-Soothing Exercise: Listen for a New Voice 43  
Workbook Assignments 45  
Closing 46  
Adapting the Session for Use with Girls 46

## **Session 2: Step Two**

*Came to believe that a Power greater than ourselves  
could restore us to sanity.*

Session 2: Overview and Lists of Materials Needed 48  
Opening 49  
Activity: Sharing Gratitude 49  
Review of Workbook Assignments from Last Session 49  
Lecturette: A Power Greater than Ourselves 50  
Discussion: Trust 50  
Lecturette: Visualizing a Higher Power 51  
Activity: The Power of Support 52  
Optional Activity: Trust Walk 54  
Lecturette: Sanity 54  
Activity: Collage on Sanity 55  
Optional Activity: Drawing Sanity 56  
Workbook Assignments 56  
Closing 57  
Adapting the Session for Use with Girls 57

## **Session 3: Step Three**

*Made a decision to turn our will and our lives over  
to the care of God as we understood Him.*

Session 3: Overview and Lists of Materials Needed 60  
Opening 61  
Activity: Sharing Gratitude 61  
Review of Workbook Assignments from Last Session 61  
Lecturette: Introduction to Step Three 62  
Activity: Letting Go 63



Lecturette: What Is “Will”? 65  
Activity: Observer Self 65  
Lecturette: The Wording of Step Three 68  
Activity: Worry Stones 68  
Activity: ORID 69  
Workbook Assignments 72  
Closing 72  
Adapting the Session for Use with Girls 73

### **Session 4: Step Four**

*Made a searching and fearless moral inventory of ourselves.*

Session 4: Overview and Lists of Materials Needed 74  
Opening 75  
Activity: Sharing Gratitude 75  
Review of Workbook Assignments from Last Session 76  
Lecturette: Introduction to Step Four 76  
Discussion: What Is a Searching and Fearless Moral Inventory? 78  
Lecturette: Our Inner and Outer Selves 78  
Activity: Constructing an Upward Spiral 79  
Workbook Assignments 80  
Closing 81  
Adapting the Session for Use with Girls 81

### **Session 5: Step Five**

*Admitted to God, to ourselves, and to another human being  
the exact nature of our wrongs.*

Session 5: Overview and Lists of Materials Needed 84  
Opening 85  
Activity: Sharing Gratitude 85  
Review of Workbook Assignments from Last Session 86  
Lecturette: The Whole Truth and Nothing but the Truth 86  
Discussion: The Idea of Sharing Our Inventories 87  
Lecturette: What We Gain from Step Five 87  
Activity: Secrets 88  
Activity: Admitting to Ourselves 90  
Self-Soothing Exercise: Developing a Loving Voice 91





Workbook Assignments 92  
Closing 93  
Adapting the Session for Use with Girls 93


### **Session 6: Step Six**

*Were entirely ready to have God remove all these defects of character.*

Session 6: Overview and Lists of Materials Needed 94  
Opening 95  
Activity: Sharing Gratitude 95  
Review of Workbook Assignments from Last Session 96  
Lecturette: What Is Readiness? 96  
Reflection: The Possibility of Change 96  
Lecturette: Awareness before Action 97  
Activity: Readiness 98  
Activity: Planting Seeds 100  
Activity: Exploring Values 100  
Workbook Assignments 101  
Closing 102  
Adapting the Session for Use with Girls 102

### **Session 7: Step Seven**

*Humbly asked Him to remove our shortcomings.*

Session 7: Overview and Lists of Materials Needed 104  
Opening 105  
Activity: Sharing Gratitude 105  
Review of Workbook Assignments from Last Session 105  
Activity: Checking the Seed Cups 106  
Lecturette: What Is Humility? 107  
Discussion: Humbly Asking Our Higher Power to Remove  
Our Shortcomings 107  
Lecturette: Our Part in Step Seven 108  
Activity: Creating a Surrender Box 109   
Workbook Assignments 111  
Closing: Self-Soothing Exercise: Palms Down, Palms Up 112  
Adapting the Session for Use with Girls 112



## **Session 8: Step Eight**

*Made a list of all persons we had harmed,  
and became willing to make amends to them all.*

|   |     |
|---|-----|
| Session 8: Overview and Lists of Materials Needed                                     | 114 |
| Opening   | 115 |
| Activity: Sharing Gratitude   | 115 |
| Review of Workbook Assignments from Last Session                                      | 115 |
| Lecturette: Focusing on Relationships   | 116 |
| Discussion: “Persons We Had Harmed”   | 117 |
| Lecturette: Identifying Persons We Have Harmed<br>and Becoming Willing to Make Amends | 117 |
| Discussion: Barriers to Being Willing to Make Amends                                  | 118 |
| Activity: Checking the Seed Cups  | 119 |
| Activity: Visualizing Good Relationships  | 120 |
| Self-Soothing Exercise: Making a Joy List   | 122 |
| Workbook Assignments  | 122 |
| Closing   | 122 |
| Adapting the Session for Use with Girls   | 123 |

## **Session 9: Step Nine**

*Made direct amends to such people wherever possible,  
except when to do so would injure them or others.*

|   |     |
|---|-----|
| Session 9: Overview and Lists of Materials Needed | 124 |
| Opening   | 125 |
| Activity: Sharing Gratitude                       | 125 |
| Review of Workbook Assignments from Last Session  | 125 |
| Lecturette: Making Amends—the Action Step         | 126 |
| Discussion: Thinking It Through                   | 128 |
| Activity: Making Amends to Ourselves              | 129 |
| Activity: Practicing Making Amends to Others      | 130 |
| Self-Soothing Exercise: A Peaceful Place          | 132 |
| Workbook Assignments                              | 133 |
| Closing   | 134 |
| Adapting the Session for Use with Girls           | 134 |



## Session 10: Step Ten

*Continued to take personal inventory  
and when we were wrong promptly admitted it.*

|   |     |
|---|-----|
| Session 10: Overview and Lists of Materials Needed  | 136 |
| Opening   | 137 |
| Activity: Sharing Gratitude                         | 137 |
| Review of Workbook Assignments from Last Session    | 137 |
| Lecturette: Continuing to Take a Personal Inventory | 138 |
| Discussion: Doing Step Ten                          | 139 |
| Lecturette: Admitting When We Are Wrong             | 139 |
| Activity: Transformation Visualization              | 141 |
| Activity: Loving Yourself                           | 143 |
| Activity: Positive Affirmations                     | 144 |
| Workbook Assignments                                | 145 |
| Closing   | 145 |
| Adapting the Session for Use with Girls             | 145 |

## Session 11: Step Eleven

*Sought through prayer and meditation to improve our conscious contact  
with God as we understood Him, praying only for knowledge  
of His will for us and the power to carry that out.*

|  |     |
|--|-----|
| Session 11: Overview and Lists of Materials Needed | 148 |
| Opening  | 149 |
| Activity: Sharing Gratitude                        | 149 |
| Review of Workbook Assignments from Last Session   | 149 |
| Activity: Walking Meditation                       | 150 |
| Discussion: Review of Step Ten                     | 150 |
| Lecturette: Prayer and Meditation                  | 151 |
| Discussion: Prayer and Meditation                  | 153 |
| Self-Soothing Exercise: Sanctuary Meditation       | 154 |
| Activity: Support Groups                           | 157 |
| Workbook Assignments                               | 158 |
| Closing  | 158 |
| Adapting the Session for Use with Girls            | 159 |



## Session 12: Step Twelve

*Having had a spiritual awakening as the result of these steps, we tried to carry this message to alcoholics, and to practice these principles in all our affairs.*

|  |     |
|--|-----|
| Session 12: Overview and Lists of Materials Needed | 160 |
| Opening  | 161 |
| Activity: Sharing Gratitude                        | 161 |
| Review of Workbook Assignments from Last Session   | 161 |
| Lecturette: The Ongoing Step                       | 162 |
| Discussion: The Elements of Step Twelve            | 164 |
| Activity: Slogans                                  | 165 |
| Workbook Assignments                               | 166 |
| Closing Ceremony                                   | 166 |
| Closing Activity: What Is Blossoming in You?       | 168 |
| Optional Closing Activity: Celebrate Your Growth   | 169 |
| Optional Closing Rituals                           | 170 |
| Adapting the Session for Use with Girls            | 170 |

## Appendix

### Reproducible Handouts

|                                   |     |
|-----------------------------------|-----|
| Opening Session: Group Agreements | 172 |
| Session 1: The Downward Spiral    | 173 |
| Session 4: The Upward Spiral      | 174 |
| Session 6: Values Worksheet       | 175 |
| Session 7: Prayers                | 176 |

Notes 177

Gender-Responsive Program Materials Resource List 180

About the Author 183